



Allpex[®]

**Brass Compression & Threaded Fittings
to BS 864.2 and BS EN 1254 Part 2 & 3**



Allpex Ltd.

261, Water Road, Wembley Middlesex HA0 1HX, United Kingdom.

Tel +44 (0) 208 810 4546, Fax +44 (0) 208 810 4849.

Technical Specifications.

Compression Fittings :

Allpex brass and DZR brass compression fittings are designed and manufactured in accordance with BS 864.2 Type A and BS EN 1254 Part 2 & Part 3 specifications in sizes from 8 mm to 54 mm.

Applications :

Compression fittings are suitable for a wide range of uses, including plumbing, heating, air conditioning and air pressure lines. This versatility, coupled with simplicity and speed of installation, makes compression fittings a popular choice. These fittings are designed for connecting copper tubes to BS 2871 Part 1, and EN 1057 & other standards including ISO 274. Other appropriately sized tubes can also be connected, such as low carbon steel and some plastics, e.g. PE-X, PB and MDPE.

Joining Copper Tube :

Compression fittings allow a joint to be made simply, effectively and quickly, using only a spanner. After loading the nut and olive in logical order, the tube is inserted up to the tube stop in the fitting. When the nut is correctly tightened, the compression ring (olive) inside the fitting will give a strong and effective seal between the tube and fitting. The joint formed is strong enough to easily withstand normal operating pressure tests show that the tube itself will burst before the joint does. When using with permissible plastics, use of internal liners is a must.

Installation Guidelines :



- Select the correct size of tube and fitting for the job and check the tube and fitting for any damage for any damage & replace if necessary.
- If the tube end is oval or damaged use a re-rounding tool to ensure that the tube is round.
- Copper tube should be of hard or half hard tempers. If using soft copper tube or permissible plastic tube, ensure that the ends are reinforced with appropriate internal liners.

Assembly Steps :

- Cut the tube perpendicular to its axis using appropriate tube cutters or fine tooth hack saw. (Allpex tube cutters)
- Deburr the cut end with a deburring tool or abrasive pad such that it is smooth.
- Insert the nut followed by the compression ring on the tube end.
- Then insert the tube end into the fitting socket up to the abutment and tighten the nut on socket threads by hand.
- Complete the assembly by tightening the nut with a spanner. Always use a high quality open ended or adjustable spanner.
- Always pressure test the assembled piping system on completion before commissioning.

Product Marking :

All "ALLPEX" fittings are identified with one of the following marks:

"AL" "ALLPEX", , , depending on the manufacturing plant.

Material Specification :

Most brass compression & threaded fittings are forged or turned from duplex or DZR brass and comply to the following specifications for material used:

BS EN 1982:1999 (replaces BS 1400:1985) - Specification for copper and copper alloys, ingots and castings.

BS EN 12163:1998 - Specification for copper and copper alloy rod for general purposes.

BS EN 12164:1998 (replaces BS 2874:1986) - Specification for copper and copper alloy rod for free machining purposes. [CZ121 (CW614N), CZ122 (CW617N), CZ132 (CW602N)]

BS EN 12165:1998 (replaces BS 2872:1989): Specification for copper and copper alloys. Wrought & unwrought forging stock.

BS EN 12167:1998 (BS 2874:1986) - Specification for copper and copper alloys. Profiles & rectangular bar for general purposes.

BS EN 12168:1998 - Specification copper & copper alloys. Hollow rod for free machining purposes.

Specifications and Standards :

All "ALLPEX" Compression type fittings are made to following specifications.

BS 864: Part 2 Specification for capillary and compression fittings of copper and copper alloy for copper tubes.

BS 864: Part 3 (obsolescent) Specification for compression fittings of copper and copper alloy for polyethylene pipes.

BS 864: Part 5 Specification for compression fittings of copper and copper alloy for polyethylene pipes with outside diameters to BS 5556.

BS EN 1254 Part 2 Specification for copper and copper alloy fittings with compression ends for copper tubes.

BS EN 1254 Part 3 Specification for copper and copper alloy fittings with compression ends for polyethylene pipes.

BS EN 10226-1:2004/BS 21:1985 Specification for pipe threads for tubes and fittings where pressure-tight joints are made on the threads (metric dimensions)

BS EN ISO 228-1:2003/BS 2779:1986 Specification for pipe threads where pressure tight joints are not made on the threads (metric dimensions)

BS 5114:1975 (obsolescent) Specification for performance requirements for joints and compression fittings for use with polyethylene pipes.

Chrome Plated Fittings :

Allpex chrome plated brass compression & threaded fittings are offered with Nickel-chrome plating to mechanically polished external surface confirming to BS EN 12540:2000/BS 1224:1970 Service condition 2. Other decorative finishes including hand polished and plated to service condition 1 are available to order. Majority of the range is offered ex-stock however all of the Allpex brass fittings range is available to order.

Working pressures and temperatures :

Allpex brass compression fittings are manufactured to BS 864.2 Type A, and EN 1254 parts 2&3. This standard specifies the maximum permissible working pressures and temperatures for fittings assembled with hard and half-hard copper tube to BS 2871.1 & EN 1057. However, BS 864 Part 2 also states that, for certain designs and sizes of compression fittings, these pressures and temperatures can be exceeded. For the sake of clarity and caution, the table below lists our recommendations. If using soft tube internal liners should be used on tube ends, the maximum permissible pressures indicated below are not to be used with soft tubes.

Maximum permissible non-shock working pressures for Allpex compression fittings when assembled with hard or half hard copper tube to BS 2871.1/EN 1057 are shown below :

Pipelines to use with	Tube sizes (Hard & Half Hard)	Metal body temperatures not exceeding	Maximum working pressures (gauge)
Water (not salt water) Light mineral oils & permissible liquids.	mm	°C	bar
	6,8 & 10	30	72
		90	40
		120	25
	12 to 28	30	20
		90	12
		120	7.5
	35 to 54	30	16.5
		90	8.0
		120	5.5
Dry steam (steady condition)	6 to 54	120	1
Compressed air	6 to 28	30	7.5
LPG, Natural gases (excluding cast fittings)	6,8 & 10	30	4.5
	12 to 28	30	1.5

Threaded Brass Fittings :

Allpex brass and DZR threaded fittings are designed and manufactured in sizes ranging from 1/8" to 4". They are available in either BSPT parallel or taper threads to BS EN 10226-1:2004/BS 21 - ISO7/1. Most Allpex brass threaded fittings are hot forged, giving them a greater strength-to-weight ratio.

Applications :





Threaded fittings have a wide variety of applications in the plumbing, heating gas and fluid control fields. They are suitable for use with brass, bronze, some plastics and low carbon steel tubes. When using in a gas or pneumatic application, a tapered male thread is recommended.



Joining with Threaded Fittings :

Fitting threads are finished to a close tolerance. Since this may result in excessive stress buildup, Teflon (PTFE) tape should be used for sealing and lubrication.

Technical Service & Advice:

















Our team of specialist engineers will be pleased to offer any help or advice for installations and applications.



CODE	SIZE	BAG	BOX
CB10, Brass Comp St. Coupler, C x C			
			
CB10-6	6	10	
CB10-8	8	10	300
CB10-10	10	10	250
CB10-12	12	10	200
CB10-15	15	25	250
CB10-22	22	10	120
CB10-28	28	10	80
CB10-35	35	1	50
CB10-42	42	1	40
CB10-54	54	1	20
CB10R, Brass Repair Coupling C x C long body, Socket without stop.			
			
CB10R-15	15	10	100
CB10R-22	22	10	50
CB10X, Brass Comp Crossover C x C			
			
CB10X-15	15	10	100
CB10X-22	22	5	50
CB11, Brass Comp Reducing Coupler, C x C			
			
CB11-108	10x8	10	200
CB11-1208	12x8	10	125
CB11-1210	12x10	10	150
CB11-1508	15x8	10	150
CB11-1510	15x10	10	150
CB11-1512	15x12	10	150
CB11-1615	16x15	10	150
CB11-2215	22x15	10	150
CB11-2822	28x22	5	80
CB11-2815	28x15	5	80
CB11-3528	35x28	1	50
CB11-3522	35x22	1	50
CB12, Brass Comp St. Male Coupler, C x Mi (Parallel thread)			
We do not recommend use of parallel threaded ftgs with gas applications. 1/4 Mi threads are offered in taper type only-see CB12T			
			
Items without flange			
CB12-10C	10x3/8	10	200
CB12-12C	12x3/8	10	150
CB12-15C	15x3/8	10	250
CB12-22D	22x1/2	10	200




CODE	SIZE	BAG	BOX
CB12, Brass Comp St. Male Coupler, C x Mi (Flanged Male Parallel Thread)			
			
CB12-15D	15x1/2	10	250
CB12-15E	15x3/4	10	250
CB12-22E	22x3/4	10	150
CB12-22F	22x1	10	100
CB12-28F	28x1	5	80
CB12-35G	35x1 1/4	1	60
CB12-42H	42x1 1/2	1	30
CB12-54I	54x2	1	20
CB12F, Brass Comp Male Fitting Adaptor, Ftg x Mi (Taper thread) For converting compression socket end to Male taper thread.			
			
CB12F-6B	6x1/4	10	
CB12F-8B	8x1/4	10	
CB12F-8C	8x3/8	10	
CB12F-10B	10x1/4	10	
CB12F-10C	10x3/8	10	
CB12F-12B	12x1/4	10	
CB12F-12C	12x3/8	10	
CB12F-12D	12x1/2	10	
CB12F-15B	15x1/4	10	
CB12F-15C	15x3/8	10	
CB12F-15D	15x1/2	10	
CB12F-15E	15x3/4	10	
CB12F-22D	22x1/2	10	
CB12F-22E	22x3/4	10	
CB12T, Brass Comp St. Male Coupler, C x Mi (Taper thread), Use taper threads for gas and high pressure joints. All 12T items are without flange.			
			
CB12T-6B	6x1/4	10	
CB12T-8B	8x1/4	10	375
CB12T-8C	8x3/8	10	300
CB12T-10B	10x1/4	10	250
CB12T-10C	10x3/8	10	250
CB12T-10D	10x1/2	10	125
CB12T-12B	12x1/4	10	250
CB12T-12C	12x3/8	10	250
CB12T-12D	12x1/2	10	125
CB12T-15B	15x1/4	10	250
CB12T-15C	15x3/8	10	250
CB12T-15D	15x1/2	10	250
CB12T-22D	22x1/2	10	150
CB12T-22E	22x3/4	10	150
CB12T-28F	28x1	10	80
CB14, Brass Comp Female Coupler, C x Fi (Parallel)			
			
CB14-6B	6x1/4	10	
CB14-8B	8x1/4	10	250
CB14-8C	8x3/8	10	250
CB14-10B	10x1/4	10	250
CB14-10C	10x3/8	10	200
CB14-10D	10x1/2	10	200

CODE	SIZE	BAG	BOX
continued			
CB14, Brass Comp Female Coupler, C x Fi (Parallel)			
CB14-12B	12x1/4	10	200
CB14-12C	12x3/8	10	200
CB14-15B	15x1/4	10	300
CB14-15C	15x3/8	10	250
CB14-15D	15x1/2	25	250
CB14-15E	15x3/4	10	200
CB14-22D	22x1/2	10	150
CB14-22E	22x3/4	10	150
CB14-22F	22x1	10	100
CB14-28F	28x1	10	80
CB14-35G	35x1 1/4	1	50
CB14-42H	42x1 1/2	1	30
CB14-54I	54x2	1	15
CB14S-15D *	15x1/2	25	250
*(Short thread)			
CB14F, Brass Comp Fitting Female Adaptor, Ftg x Fi			
			
CB14F-8B	8x1/4	10	
CB14F-8C	8x3/8	10	
CB14F-10B	10x1/4	10	
CB14F-10C	10x3/8	10	
CB14F-10D	10x1/2	10	
CB14F-12B	12x1/4	10	
CB14F-12C	12x3/8	10	
CB14F-12D	12x1/2	10	
CB14F-15B	15x1/4	10	
CB14F-15C	15x3/8	10	
CB14F-15D	15x1/2	10	
CB14F-15E	15x3/4	10	
CB14F-22D	22x1/2	10	
CB14F-22E	22x3/4	10	
CB14F-28D	28x1/2	10	
CB14F-28E	28x3/4	10	
CB16, Brass Comp St. Tap Connector, C x Fi (Swivel) + Washer			
			
CB16-15D	15x1/2	25	200
CB16-15E	15x3/4	10	200
CB16-22E	22x3/4	10	150
CB17, Brass Comp End Cap			
			
CB17-8	8	10	300
CB17-10	10	10	300
CB17-12	12	10	300
CB17-15	15	25	400
CB17-22	22	10	200
CB17-28	28	10	100
CB17-35	35	1	70
CB17-42	42	1	60
CB17-54	54	1	30
CB17P, Brass Airvent Plug, Ftg End for comp socket (with airvent cap + washer, use in comp end socket.)			
			
CB17P-15	15	25	500


continued in next column.....

CODE	SIZE	BAG	BOX	CODE	SIZE	BAG	BOX	CODE	SIZE	BAG	BOX
CB17V, Brass Comp Airvent (Built in olive square vent screw)				CB24, Brass Comp Female Elbow, C x Fi				CB31, Brass Comp Reduced Tee, C x C x C (BR)			
											
CB17V-15	15	25	500	(For other sizes use standard elbow + fitting adaptor/ taper bush)				CB31-151522 15x15x22 10 100			
CB18, Brass Comp St. Flanged Tank Connector with rubber washer				CB24-8B 8x¼ 10 200				CB31-221515 22x15x15 10 100			
				CB24-10D 10x½ 10 175				CB31-222215 22x22x15 10 100			
CB18-15	15	10	150	CB24-15D 15x½ 25 200				CB31-221522 22x15x22 10 80			
CB18-22	22	10	100	CB24-15E 15x¾ 25 100				CB31-222228 22x22x28 5 40			
CB18-28	28	10	70	CB24-22D 22x½ 10 100				CB31-281528 28x15x28 5 50			
CB18-35	35	1	50	CB24-22E 22x¾ 10 100				CB31-282222 28x22x22 5 40			
CB18-42	42	1	30	CB24-22F 22x1 10 60				CB31-282815 28x28x15 5 50			
CB18-54	54	1	15	CB24-28F 28x1 5 50				CB31-282822 28x28x22 5 40			
CB20, Brass Comp Elbow, C x C				CB24-35G 35x1¼ 1 25				CB31-282228 28x22x28 5 40			
				CB24-42H 42x1½ 1 15				CB31-353515 35x35x15 1 20			
CB20-6	6	10		CB26, Brass Comp Bent Tap Connector, C x Fi				CB31-353522 35x35x22 1 20			
CB20-8	8	10	250					CB31-353528 35x35x28 1 20			
CB20-10	10	10	250	CB26-15D 15x½ 10 200				CB34, Brass Comp Female Tee			
CB20-12	12	10	175	CB26-22E 22x¾ 5 100							
CB20-15	15	25	250	CB29, Brass Comp Wall Plate Elbow, C x Fi				CB34-1515D 15x15x½ 10 100			
CB20-22	22	10	100					CB34-15D15 15x½x15 10 100			
CB20-28	28	10	60	CB29-15D 15x½ 10 100				CB34-2222D 22x22x½ 10 80			
CB20-35	35	1	30	CB29-22E 22x¾ 5 50				CB34-2222E 22x22x¾ 10 60			
CB20-42	42	1	25	CB29H, Brass Comp Wall Plate Elbow, C x Fi Heavy duty wall plate				CB34-22D22 22x½x22 10 60			
CB20-54	54	1	10					CB34-22E22 22x¾x22 10 60			
CB21, Brass Comp Reduced Elbow, C x C				CB29H-15D 15x½ 10 100				CB34-2828D 28x28x½ 5 40			
				CB29-22E 22x¾ 5 50				CB34-2828E 28x28x¾ 5 30			
CB21-2215	22x15	10	120	CB30, Brass Comp Equal Tee, C x C x C				CB40, Brass Comp Cross C x C x C x C			
CB21-2822	28x22	5	80								
CB22, Brass Comp Male Elbow, C x Mi (Parallel)				CB30-6 6 10 125				CB40-15 15 10			
				CB30-8 8 10 100				CB40-22 22 10			
CB22-10C 10x¾ 25 100	CB30-10 10 10 100				CB40-28 28 1						
CB22-15D 15x½ 25 200	CB30-12 12 10 100				CB41, Brass Comp Reduced Cross C x C x C x C						
CB22-15E 15x¾ 25 100	CB30-15 15 25 150										
CB22-22E 22x¾ 10 100	CB30-22 22 10 70				CB41-22151515 22x15x15x15 10						
CB22-22F 22x1 10 60	CB30-28 28 5 40				CB41-22222215 22x22x22x15 10						
CB22-28F 28x1 5 50	CB30-35 35 1 25				CB90, Brass Comp Nut						
CB22-35G 35x1¼ 1 30	CB30-42 42 1 10										
CB22-42H 42x1½ 1 25	CB30-54 54 1 5				CB90-6 6 25						
CB22-54I 54x2 1 10	CB90-8 8 25				CB90-10 10 25						
CB22T, Brass Comp Male Elbow, C x Mi				CB90-12 12 25				CB90-15 15 25			
(Taper male thread) no flange				CB90-15 15 25 1400				CB90-22 22 25 400			
				CB90-28 28 10 400				CB90-35 35 5			
(For other sizes use standard elbow + fitting adaptor combination)				CB90-35 35 5				CB90-42 42 5			
CB22T-15D 15x½ 25 200	CB90-42 42 5				CB90-54 54 5						
CB22T-22E 22x¾ 10 100	CB90-54 54 5										


CODE	SIZE	BAG	BOX
CB91, Brass Comp Ftg Reducing Sets 3 part reducing set			
			
CB91-106	10x6	25	
CB91-108	10x8	25	300
CB91-158	15x8	25	250
CB91-1510	15x10	25	250
CB91-1512	15x12	25	250
CB91-2215	22x15	25	300
CB91-2815	28x15	10	200
CB91-2822	28x22	10	150
CB91-3515	35x15	5	100
CB91-3522	35x22	5	100
CB91-3528	35x28	5	100
CB91-4215	42x15	5	100
CB91-4222	42x22	5	80
CB91-4228	42x28	5	80
CB91-4235	42x35	5	80
CB91-5415	54x15	1	50
CB91-5422	54x22	1	50
CB91-5428	54x28	1	40
CB91-5435	54x35	1	40
CB91-5442	54x42	1	40
CB91SP, Brass Comp Ftg Reducing Set 1 Part			
			
CB91SP-108	10x8	25	
CB91SP-158	15x8	25	
CB91SP-1510	15x10	25	500
CB91SP-1512	15x12	25	250
CB91SP-2215	22x15	25	600
CB91SP-2815	28x15	10	200
CB91SP-2822	28x22	10	150


CODE	SIZE	BAG	BOX
Comp Rings (Olives)			
CB93, Brass Olives			
			
CB93-6	6	25	
CB93-8	8	25	5000
CB93-10	10	25	5000
CB93-12	12	25	4000
CB93-15	15	50	3500
CB93-22	22	50	1600
CB93-28	28	25	750
CB93-35	35	10	500
CB93-42	42	10	250
CB93-54	54	10	150
CC93, Copper Olives			
			
CC93-6	6	25	
CC93-8	8	25	5000
CC93-10	10	25	5000
CC93-12	12	25	4000
CC93-15	15	50	3500
CC93-22	22	50	1600
CC93-28	28	25	750
CC93-35	35	10	500
CC93-42	42	10	250
CC93-54	54	10	150
CB93D, Brass Blanking Discs			
			
CB93D-10	10	25	
CB93D-15	15	25	
CB93D-22	22	10	
CB93D-28	28	10	



CODE	SIZE	BAG	BOX
CB97, Brass Comp Blank Nut, (Comp Threads)			
			
CB97-15	15	25	
CB97-22	22	25	
CB97-28	28	10	

CODE	Lengths in mm	BAG	BOX
EB19, Brass Through Wall Plate Connector Ftg x Fi (Plain copper tube)			
			
EB19-15D300	300	2	50
EB19-15D350	350	2	50
EB19-15D400	400	2	50
EB19-15D450	450	2	50
EB19P, Brass Through Wall Plate Connector Ftg x Fi (Plastic coated copper tube)			
			
EB19P-15D300	300	2	50
EB19P-15D350	350	2	50
EB19P-15D400	400	2	50
EB19P-15D450	450	2	50

Copper Liners for Copper/Polybutelene/PEX Tubes

Code	For Tube OD x Wall Thickness	Bag	Box
Liners for soft copper tube, (BS EN 1057-R220)			
			
LC2-0808	8x0.8	25	
LC2-0810	8x1	25	
LC2-1008	10x0.8	25	750
LC2-1010	10x1	25	750
LC2-1210	12x1	25	750
LC2-1410	14x1	25	
LC2-1510	15x1	25	1250
LC2-1610	16x1	25	
LC2-1810	18x1	10	1000
LC2-2010	20x1	10	
LC2-2210	22x1	10	500
LC2-2810	28x1	10	
LC2-2812	28x1.2	10	300






Code	For Tube OD x Wall Thickness	Bag	Box
UK Pex (BS 7291 pt 3) & Polybutelene (BS 7291 Part 1) tube (common sizes except for 15mm)			
			
Special design with turned down flange for 'O'ring seals			
LCPU-10	10x1.5/1.8	25	1500
LCPU-12	12x1.5/1.8	25	1250
LCPU-15	15x1.5/1.8 (PEX)	25	1500
LCPU-15PB	15x1.7/2.0 (PB)	25	1500
LCPU-18	18x1.7/2.0	25	1000
LCPU-22	22x2.0/2.3	25	700
LCPU-28	28x2.6/2.9	10	300

Code	For Tube OD x Wall Thickness	Bag	Box
Liners for European PEX tube			
			
LCPW-1018	10x1.8	25	1000
LCPW-1220	12x2.0	25	1000
LCPW-1525	15x2.5	25	1500
LCPW-1622	16x2.2	25	1000
LCPW-1825	18x2.5	10	1000
LCPW-2020	20x2.0	10	800
LCPW-2230	22x3.0	10	500
LCPW-2840	28x4.0	10	300
Irish Pex Liners (Irish standard tube)			
			
LCPI-D	1/2" (14.7x1.7)	25	1500
LCPI-E	3/4" (21x2.15)	25	800
LCPI-F	1" (27.4x2.7)	10	300

Note : Copper liners for MDPE & PP-R tube, please see Page 8.


CODE	SIZE	BAG	BOX
CBX10, Chr Pltd Coupler, C x C			
			
CBX10-10	10	10	250
CBX10-12	12	10	200
CBX10-15	15	10	250
CBX10-22	22	5	120
CBX10-28	28	1	80
CBX10-35	35	1	50
CBX10-42	42	1	40
CBX10-54	54	1	20
CBX11, Chr Pltd Reducing Coupler, C x C			
			
CBX11-1510	15x10	10	150
CBX11-1512	15x12	10	150
CBX11-2215	22x15	5	150
CBX11-2822	28x22	1	80
CBX12, Chr Pltd Male Coupler (prll), C x Mi			
			
CBX12-15D	15x½	25	200
CBX12-22E	22x¾	10	100
CBX12-28F	28x1	5	50
CBX12-35G	35x1¼	1	60
CBX12-42H	42x1½	1	30
CBX12-54I	54x2	1	20
CBX14, Chr Pltd Female Coupler, C x Fi			
			
CBX14-15D	15x½	25	250
CBX14-22E	22x¾	10	150
CBX14-22F	22x1	10	100
CBX14-28F	28x1	10	80
CBX14-35G	35x1¼	1	50
CBX14-42H	42x1½	1	30
CBX14-54I	54x2	1	15
CBX16, Chr Pltd St Tap Connector, C x Fi (swivel)			
			
CBX16-15D	15x½	25	200
CBX16-22E	22x¾	10	150
CBX17, Chr Pltd Endcap			
			
CBX17-12	12	10	300
CBX17-15	15	25	400
CBX17-22	22	10	200
CBX17-28	28	10	100


CODE	SIZE	BAG	BOX
CBX18, Chr Pltd Tank Connector			
			
CBX18-15	15	10	150
CBX18-22	22	10	100
CBX18-28	28	10	70
CBX20, Chr Pltd Elbow, C x C			
			
CBX20-12	12	10	175
CBX20-15	15	25	250
CBX20-22	22	10	100
CBX20-28	28	10	60
CBX20-35	35	1	30
CBX20-42	42	1	25
CBX20-54	54	1	10
CBX21, Chr Pltd Reducing Elbow, C x C			
			
CBX21-2215	22x15	10	120
CBX22, Chr Pltd Male Elbow, C x Mi (Prll)			
			
CBX22-15D	15x½	25	200
CBX22-22E	22x¾	10	100
CBX22-28F	28x1	5	50
CBX24, Chr Pltd Female Elbow, C x Fi			
			
CBX24-15D	15x½	25	200
CBX24-22E	22x¾	10	100
CBX24-28F	28x1	5	50
CBX26, Chr Pltd Bent Tap Conn, C x Fi (swivel)			
			
CBX26-15D	15x½	10	200
CBX29, Chr Pltd Wall Plate Elbow, C x Fi			
			
CBX29-15D	15x½	10	100
CBX30, Chr Pltd Tee, C x C x C			
			
CBX30-12	12	10	100
CBX30-15	15	25	150
CBX30-22	22	10	70


CODE	SIZE	BAG	BOX
continued			
CBX30, Chr Pltd Tee, C x C x C			
CBX30-28	28	5	40
CBX30-35	35	1	25
CBX30-42	42	1	10
CBX30-54	54	1	5
CBX31, Chr Pltd Red Tee, C x C x C			
			
CBX31-151522	15x15x22	10	100
CBX31-221515	22x15x15	10	100
CBX31-222215	22x22x15	10	100
CBX31-221522	22x15x22	10	80
CBX31-222228	22x22x28	5	40
CBX31-282815	28x28x15	5	50
CBX31-282822	28x28x22	5	40
CBX40, Chr Pltd Cross, C x C x C x C			
			
CBX40-15	15	10	
CBX40-22	22	10	
CBX90, Chr Pltd Comp Nuts			
			
CBX90-10	10	25	
CBX90-12	12	25	
CBX90-15	15	25	1400
CBX90-22	22	10	800
CBX90-28	28	5	400
CBX90-35	35	5	
CBX90-42	42	5	
CBX90-54	54	5	
CBX91, Chr Pltd Reducing Sets - 3 Part			
			
CBX91-1510	15x10	25	250
CBX91-1512	15x12	25	250
CBX91-2215	22x15	25	300
CBX91-2815	28x15	10	200
CBX91-2822	28x22	10	150
CBX91-3515	35x15	5	100
CBX91-3522	35x22	5	100
CBX91-3528	35x28	5	100
CBX91SP, Chr Pltd Reducing Sets - 1 Part			
			
CBX91SP-1510	15x10	25	500
CBX91SP-1512	15x12	25	250
CBX91SP-2215	22x15	25	600
CBX91SP-2815	28x15	10	200
CBX91SP-2822	28x22	10	150

Note : All other Allpex Brass Compression Fittings are available in chrome plated finishes subject to special order.

CODE	SIZE	BAG	BOX
CBZ10, DZR Comp St. Coupler, C x C			
			
CBZ10-15	15	25	250
CBZ10-22	22	10	120
CBZ10-28	28	10	80
CBZ10-35	35	1	50
CBZ10-42	42	1	40
CBZ10-54	54	1	20

CODE	SIZE	BAG	BOX
CBZ11, DZR Comp Reducing Coupler, C x C			
			
CBZ11-1510	15x10	10	150
CBZ11-1512	15x12	10	150
CBZ11-2215	22x15	10	150
CBZ11-2822	28x22	5	80
CBZ11-2815	28x15	5	80


CODE	SIZE	BAG	BOX
CBZ12, DZR Comp St. Male Coupler, C x Mi (Parallel thread)			
			
Flanged Male Parallel Thread			
CBZ12-15D	15x1/2	10	250
CBZ12-22E	22x3/4	10	150
CBZ12-22F	22x1	10	100
CBZ12-28F	28x1	5	80
CBZ12-35G	35x1 1/4	1	60
CBZ12-42H	42x1 1/2	1	30
CBZ12-54I	54x2	1	20


CODE	SIZE	BAG	BOX
CBZ14, DZR Comp Female Coupler, C x Fi (Parallel thread)			
			
CBZ14-15D	15x1/2	25	250
CBZ14-22E	22x3/4	10	150
CBZ14-22F	22x1	10	100
CBZ14-28F	28x1	10	80
CBZ14-35G	35x1 1/4	1	50
CBZ14-42H	42x1 1/2	1	30
CBZ14-54I	54x2	1	15


CODE	SIZE	BAG	BOX
CBZ16, DZR Comp St. Tap Connector, C x Fi + Washer			
			
CBZ16-15D	15x1/2	25	200
CBZ16-22E	22x3/4	10	150

CODE	SIZE	BAG	BOX
CBZ17, DZR Comp End Cap			
			
CBZ17-15	15	25	400
CBZ17-22	22	10	200
CBZ17-28	28	10	100


CODE	SIZE	BAG	BOX
CBZ18, DZR Comp St. Flanged Tank Connector with rubber washer			
			
CB18-15	15	10	150
CB18-22	22	10	100
CB18-28	28	10	70

CODE	SIZE	BAG	BOX
CBZ20, DZR Comp Elbow, C x C			
			
CBZ20-15	15	25	250
CBZ20-22	22	10	100
CBZ20-28	28	10	60
CBZ20-35	35	1	30
CBZ20-42	42	1	25
CBZ20-54	54	1	10

CODE	SIZE	BAG	BOX
CBZ22, DZR Comp Male Elbow, C x Mi (Parallel)			
			
CBZ22-15D	15x1/2	25	200
CBZ22-22E	22x3/4	10	100
CBZ22-22F	22x1	10	60
CBZ22-28F	28x1	5	50

CODE	SIZE	BAG	BOX
CBZ24, DZR Comp Female Elbow, C x Fi			
			
CBZ24-15D	15x1/2	25	200
CBZ24-22E	22x3/4	10	100
CBZ24-22F	22x1	10	60
CBZ24-28F	28x1	5	50


CODE	SIZE	BAG	BOX
CBZ26, DZR Comp Bent Tap Connector, C x Fi			
			
CBZ26-15D	15x1/2	10	200

CODE	SIZE	BAG	BOX
CBZ29, DZR Comp Wall Plate Elbow, C x Fi			
			
CBZ29-15D	15x1/2	10	100

CODE	SIZE	BAG	BOX
CBZ30, DZR Comp Equal Tee, C x C x C			
			
CBZ30-15	15	25	150
CBZ30-22	22	10	70
CBZ30-28	28	5	40

CODE	SIZE	BAG	BOX
CBZ31, DZR Comp Reduced Tee, C x C x C (BR)			
			
CBZ31-151522	15x15x22	10	100
CBZ31-221515	22x15x15	10	100
CBZ31-222215	22x22x15	10	100
CBZ31-221522	22x15x22	10	80



















CODE	SIZE	BAG	BOX
CBZ91, DZR Comp Ftg Reducing Sets 3 part reducing set			
			
CBZ91-1510	15x10	25	250

CODE	SIZE	BAG	BOX
CBZ91SP, DZR Comp Ftg Reducing Set 1 Part			
			
CBZ91SP-1510	15x10	25	500
CBZ91SP-1512	15x12	25	250
CBZ91SP-2215	22x15	25	600
CBZ91SP-2815	28x15	10	200
CBZ91SP-2822	28x22	10	150



Note : Compression nuts for DZR range are made from CW617N unless specially ordered in CW602N.

DZR Brass Compression Fittings for Plastic Tubes To BS 864.5 & BS EN 1254.3 (for use with Polyethylene Tubes)



CODE	SIZE	BAG	BOX	CODE	SIZE	BAG	BOX	CODE	SIZE	BAG	BOX
CPD10, Coupler Poly x Poly				continued				CPD91, Reducing Sets - 3 pc			
				CPD14, Female Coupler, Poly x Female Thread (parallel)							
CPD10-20				20	10			CPD91-2520			
CPD10-25				25	10			CPD91-3225			
CPD10-32				32	5			CPD91-3220			
CPD10-40				40	1			CPD93, Compression olive rings for MDPE tube			
CPD10-50				50	1						
CPD11, Reduced Coupler Poly x Poly				CPD17, Endcap, poly				CPD93-20			
								CPD93-25			
CPD11-2520				25x20	5			CPD93-32			
CPD11-3225				32x25	5			CPC93, Copper olive rings for MDPE tube			
CPD11-3220				32x20	5						
CPD11C, Reduced Coupler Poly socket x Copper socket				CPD20, Elbow P x P				CPC93-20			
								CPC93-25			
CPD11C-2015				20x15	10			CPC93-32			
CPD11C-2522				25x22	5			CPD11F, Plastic to Copper fitting adaptor Poly socket x Ftg (Copper OD)			
CPD11C-3228				32x28	5						
CPD11C-2015				20x15	10			CPD22, Male Elbow, Poly x Male Thread (parallel)			
CPD11C-2522				25x22	5						
CPD11C-3228				32x28	5			CPD22-20D			
CPD11F, Plastic to Copper fitting adaptor Poly socket x Ftg (Copper OD)				CPD24, Female Elbow, Poly x Female Thread (parallel)				CPD22-25E			
								CPD24-20D			
CPD11F-2015				20x15	10			CPD24-25E			
CPD11F-2022				20x22	10			CPD29, Wall Plate Female Elbow, Poly x Female Thread (parallel)			
CPD11F-2515				25x15	10						
CPD11F-2522				25x22	5			CPD29-20D			
CPD11F-2528				25x28	5			CPD30, Tee, P x P x P			
CPD11F-3222				32x22	5						
CPD11F-3228				32x28	5			CPD30-20			
CPD12, Male Coupler, Poly x Male Thread (parallel)				CPD90, Poly Nut, (DZR)				CPD30-25			
								CPD30-32			
CPD12-20D				20x½	10			CPD30-40			
CPD12-20E				20x¾	10			CPD30-50			
CPD12-25D				25x½	10			CPD90, Poly Nut, (DZR)			
CPD12-25E				25x¾	10						
CPD12-25F				25x1	5			CPD90-20			
CPD12-32E				32x¾	5			CPD90-25			
CPD12-32F				32x1	5			CPD90-32			
CPD14, Female Coupler, Poly x Female Thread (parallel)				CPD90-20				20			
				CPD90-25				25			
CPD14-20D				20x½	10			CPD90-32			
CPD14-20E				20x¾	10			continued in next column.....			
CPD14-25D				25x½	5						

Note : All components are made from CW602N DZR Brass or Gunmetal to BS EN 1982:1999/ BS 1400 LG 2 or DHP Copper.

CODE	SIZE	BAG	BOX	CODE	SIZE	BAG	BOX	CODE	SIZE	BAG	BOX
FB291, Plain Plug, Taper Male Thread (W.O. flange)				FB526, Extension Piece M x F (Hex grip)							
											
FB291-A	1/8	10		FB526-D	1/2	10					
FB291-B	1/4	10		FB526-E	3/4	10					
FB291-C	3/8	10		FB526R, Extension Piece, Round section, M x F							
FB291-D	1/2	10									
FB291-E	3/4	10									
FB291-F	1	10									
FB300, Hex End Cap, Parallel Thread											
											
FB300-A	1/8	10		FB526R-C20	3/8 x 20	10					
FB300-B	1/4	10		FB526R-C30	3/8 x 30	10					
FB300-C	3/8	10		FB526R-C40	3/8 x 40	10					
FB300-D	1/2	10		FB526R-C50	3/8 x 50	10					
FB300-E	3/4	10		FB526R-D20	1/2 x 20	10					
FB300-F	1	10		FB526R-D25	1/2 x 25	10					
FB300-G	1 1/4	1		FB526R-D30	1/2 x 30	10					
FB300-H	1 1/2	1		FB526R-D40	1/2 x 40	10					
FB300-I	2	1		FB526R-D50	1/2 x 50	10					
FB300-J	2 1/2	1		FB526R-D100	1/2 x 100	10					
FB300-K	3	1		FB526R-E20	3/4 x 20	10					
FB300-L	4	1		FB526R-E25	3/4 x 25	10					
FB310, Backnuts (Without Flange) Parallel Thread											
											
FB310-C	3/8	10		FB518, Male Boss with Back Nut BSP (For Cisterns)							
FB310-D	1/2	10									
FB310-E	3/4	10									
FB310-F	1	10		FB518-D	1/2	10					
FB310F, Flanged Back Nuts, Parallel Thread											
											
FB310F-C	3/8	10		FB518-E	3/4	10					
FB310F-D	1/2	10		FB518-F	1	10					
FB310F-E	3/4	10		FB518-G	1 1/4	1					
FB310F-F	1	10		FB518-H	1 1/2	1					
FB310F-G	1 1/4	1		FB518-J	2	1					
FB310F-H	1 1/2	1		FB374HU, Hose Unions (Nut+tail+washer)							
FB310F-I	2	1									
FB310F-J	2 1/2	1		FB374HU-D	1/2	10					
FB310F-K	3	1		FB374HU-E	3/4	10					
FB310F-L	4	1									
FB312F, Flanged Backnut (BS1010) Parallel Thread											
											
FB312F-D	1/2	10									
FB312F-E	3/4	10									
FB312F-F	1	10									

CODE	SIZE	BAG	BOX
FBX, Chrome Plated Threaded Brass Fittings.			

FBX90, Chr Pltd Elbow, F x F, Equal			
			

FBX90-D	1/2	10	
FBX90-E	3/4	10	

FBX130, Chr Pltd Tee, F x F x F, Equal			
			

FBX130-D	1/2	10	
FBX130-E	3/4	10	

FBX241, Chr Pltd Bush, M x F			
			

FBX241-DB	1/2x1/4	10	
FBX241-DC	1/2x3/8	10	
FBX241-ED	3/4x1/2	10	
FBX241-FD	1x1/2	10	
FBX241-FE	1x3/4	10	

FBX270, Chr Pltd Female Socket			
			

FB270-D	1/2	10	
FB270-E	3/4	10	

CODE	SIZE	BAG	BOX
FBX280P, Chr Pltd Hex Male Nipple, Parallel Thread			
			

FBX280P-D	1/2	10	
FBX280P-E	3/4	10	

FBX290, Chr Pltd Flanged Plug Parallel Thread			
			

FBX290-D	1/2	10	
FBX290-E	3/4	10	

FBX300, Chr Pltd Hex End Cap			
			

FBX300-D	1/2	10	
FBX300-E	3/4	10	
FBX300-F	1	10	

FBX310, Chr Pltd Backnuts (Without Flange)			
			

FBX310-D	1/2	10	
FBX310-E	3/4	10	

FBX310F, Chr Pltd Flanged Back Nuts			
			

FBX310F-D	1/2	10	
FBX310F-E	3/4	10	
FBX310F-F	1	10	

CODE	SIZE	BAG	BOX
FBX526, Chr Pltd Extension Piece M x F			
			

FBX526-D	1/2	10	
FBX526-E	3/4	10	

FBX526R, Extension Piece, Round section, M x F			
			

FBX526R-C20	3/8 x 20	10	
FBX526R-C30	3/8 x 30	10	
FBX526R-C40	3/8 x 40	10	
FBX526R-C50	3/8 x 50	10	
FBX526R-D20	1/2 x 20	10	
FBX526R-D25	1/2 x 25	10	
FBX526R-D30	1/2 x 30	10	
FBX526R-D40	1/2 x 40	10	
FBX526R-D50	1/2 x 50	10	
FBX526R-D100	1/2 x 100	10	
FBX526R-E20	3/4 x 20	10	
FBX526R-E25	3/4 x 25	10	
FBX526R-E30	3/4 x 30	10	
FBX526R-E40	3/4 x 40	10	
FBX526R-E50	3/4 x 50	10	

Gunmetal Threaded Fittings (High Pressure)

FG241, Bush, M x F			
			

FG241-DB	1/2x1/4	10	
FG241-DC	1/2x3/8	10	
FG241-ED	3/4x1/2	10	
FG241-FD	1x1/2	10	
FG241-FE	1x3/4	10	
FG241-GD	1 1/4x1/2	1	
FG241-GE	1 1/4x3/4	1	
FG241-GF	1 1/4x1	1	
FG241-HD	1 1/2x1/2	1	
FG241-HE	1 1/2x3/4	1	
FG241-HF	1 1/2x1	1	
FG241-HG	1 1/2x1 1/4	1	
FG241-ID	2x1/2	1	
FG241-IE	2x3/4	1	
FG241-IF	2x1	1	
FG241-IG	2x1 1/4	1	
FG241-IH	2x1 1/2	1	

FG270, Female Socket			
			

FG270-D	1/2	10	
FG270-E	3/4	10	
FG270-F	1	10	
FG270-G	1 1/4	1	
FG270-H	1 1/2	1	
FG270-I	2	1	

FG280, Hexagon Nipple, Male Taper Thread			
			

FG280-D	1/2	10	
FG280-E	3/4	10	
FG280-F	1	10	
FG280-G	1 1/4	1	
FG280-H	1 1/2	1	
FG280-I	2	1	

FG291, Plain Plug, Taper Male Thread (without flange)			
			

FG291-D	1/2	10	
FG291-E	3/4	10	
FG291-F	1	10	
FG291-G	1 1/4	1	
FG291-H	1 1/2	1	
FG291-I	2	1	

FG300, Hex End Cap			
			

FG300-B	1/4	10	
FG300-C	3/8	10	
FG300-D	1/2	10	
FG300-E	3/4	10	
FG300-F	1	10	
FG300-G	1 1/4	1	
FG300-H	1 1/2	1	
FG300-I	2	1	



261, Water Road, Wembley, Middlesex HA0 1HX, United Kingdom.
Tel +44 (0) 208 810 4546, Fax +44 (0) 208 810 4849.